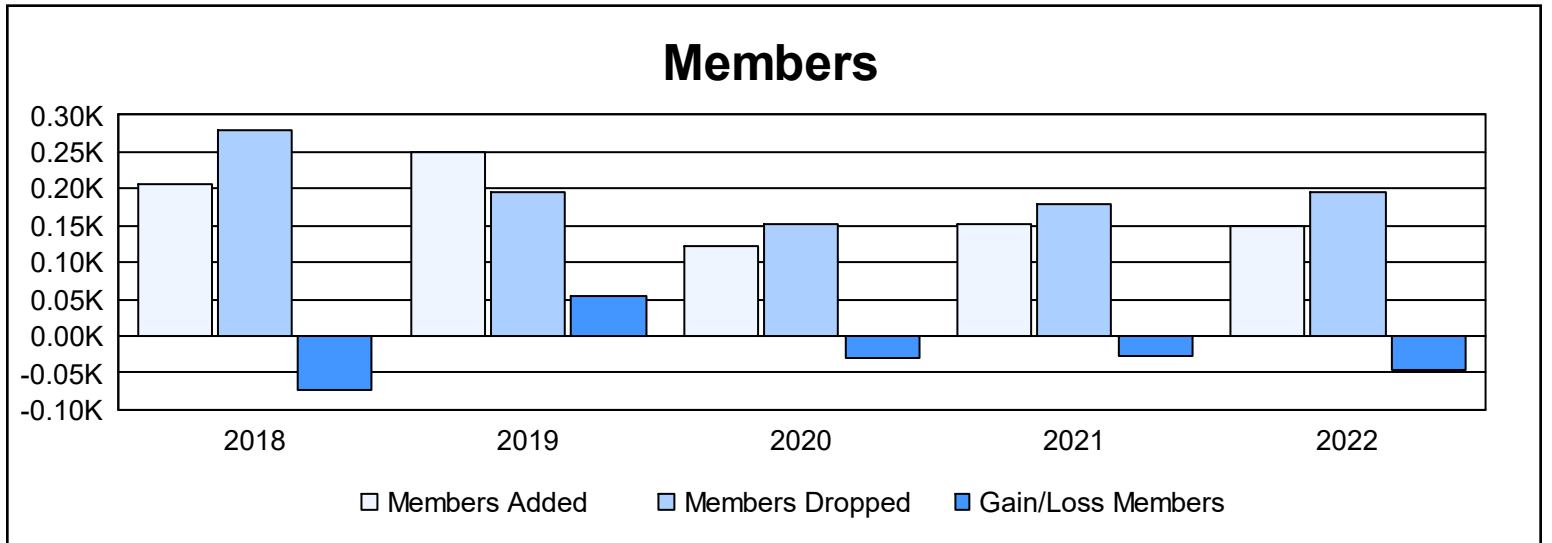
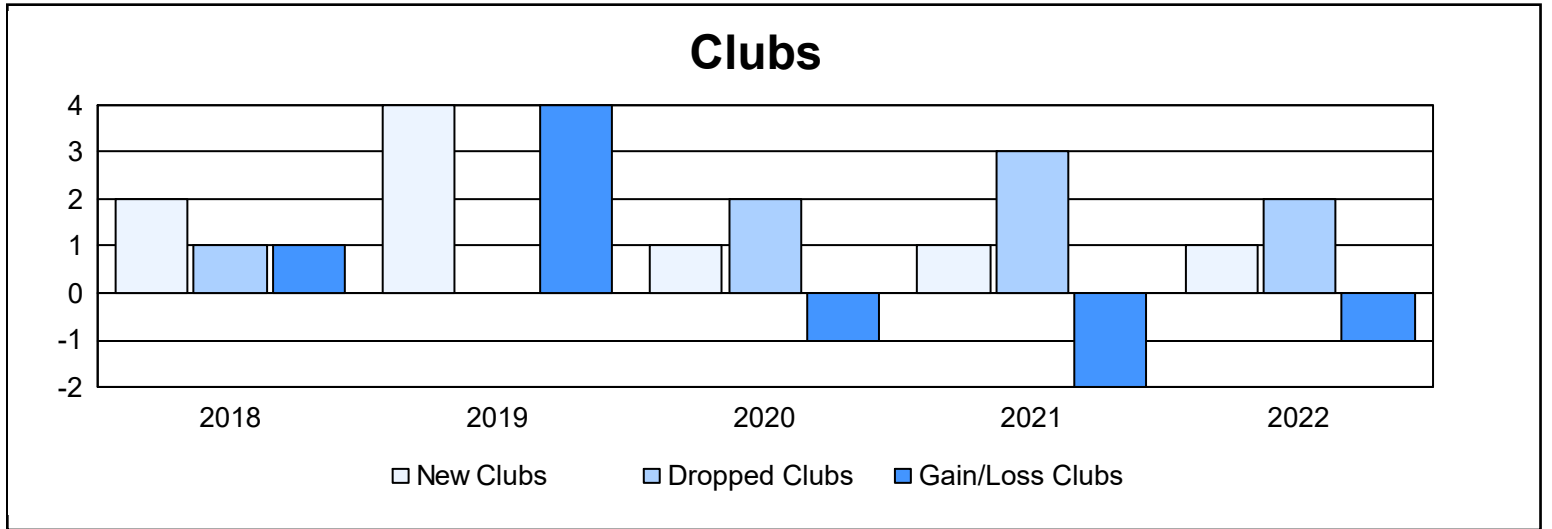
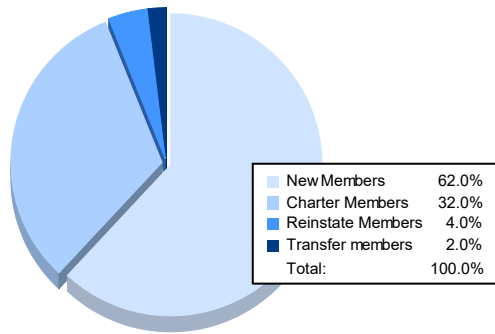


| Year           | New Clubs | Dropped Clubs | Gain/ Loss Clubs | New Members | Charter Members | Reinstate Members | Transfer Members | Total Member Added | Total Members Dropped | Gain/ Loss Members |
|----------------|-----------|---------------|------------------|-------------|-----------------|-------------------|------------------|--------------------|-----------------------|--------------------|
| 2017-2018      | 2         | 1             | 1                | 141         | 54              | 6                 | 6                | 207                | 280                   | -73                |
| 2018-2019      | 4         | 0             | 4                | 128         | 113             | 8                 | 2                | 251                | 196                   | 55                 |
| 2019-2020      | 1         | 2             | -1               | 81          | 39              | 1                 | 1                | 122                | 152                   | -30                |
| 2020-2021      | 1         | 3             | -2               | 85          | 61              | 6                 | 0                | 152                | 180                   | -28                |
| 2021-2022      | 1         | 2             | -1               | 93          | 48              | 6                 | 3                | 150                | 195                   | -45                |
| <b>Average</b> | <b>2</b>  | <b>2</b>      | <b>0</b>         | <b>106</b>  | <b>63</b>       | <b>5</b>          | <b>2</b>         | <b>176</b>         | <b>201</b>            | <b>-24</b>         |



### Membership Composition June 2022 Cumulative



### Gender Composition June 2022 Cumulative

